



## MINI-55

Inboard Engine Base Mitsubishi

4 cylinders · 52 HP (38,3 kW) at 3.000 rpm



### Technical Specifications

Base	MITSUBISHI
Type	Diesel. 4 - Stroke Cycle
Number of Cylinders	4 in line
Intake System	Turbocharger
Bore and Stroke	78 x 92 mm
Total Displacement	1.758 cc
Compression Ratio	22:1
Intermittent Power (ISO 3046/1)	52 HP (38,3 kW)
Continuous Power	46,7 HP (34,4 kW)
Rated RPM	3.000
Combustion System	Indirect
Starter motor	12 V (2 kW)
Alternator	95 A
Engine. Max. Install. Angle	30 intermittent. 15 continuous.
Direction of Rotation (Crankshaft)	Anti Clockwise (View from Stern)
Cooling System	Heat Exchanger Cooled
Dry Weight	187 Kg
Water Hose (Inside Diameter)	26 mm
Fuel Feed Hose (Inside Diameter)	8 mm
Fuel Return Hose (Inside Diameter)	5 mm
Exhaust hose (inside Diameter)	60 mm
Certifications	EU RCD

### Gearbox

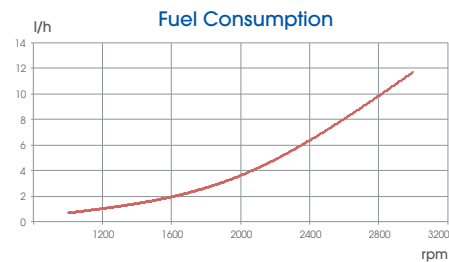
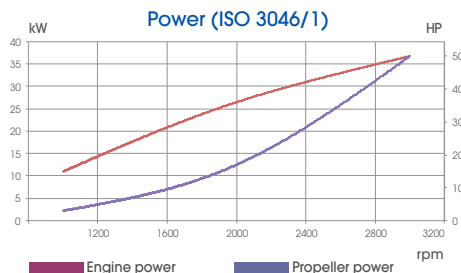
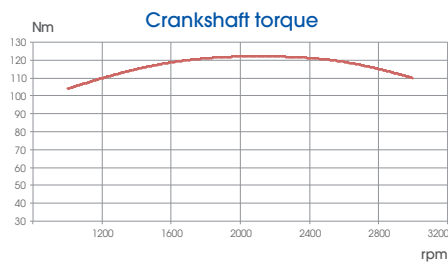
Model	TMC60	TMC260	TMC60A	TM345	TM345A	ZF 15MIV	SPROP 60
Type	Mechanical	Mechanical	Mechanical	Hydraulique	Hydraulic	Hydraulic	Mechanical
Down Angle	-	-	7°	-	8°	15°	-
Reduction Ratio (Pleasure)	2,00:1 - 2,45:1	1,54:1; 2,00:1; 2,47:1; 2,88:1	2,00:1 - 2,45:1	2,00:1 - 2,47:1	2,00:1 - 2,47:1	2,13:1	2,15:1
Reduction Ratio (Cont. Duty)	2,00:1	1,54:1; 2,00:1; 2,47:1	-	2,00:1 - 2,47:1	2,00:1 - 2,47:1	2,13:1	
Engine Weight with Gearbox	207 Kg	210 Kg	207 Kg	237 Kg	236 Kg	214 Kg	236 Kg



[www.solediesel.com](http://www.solediesel.com)

Detailed drawings, brochures and manuals are available on the web. © 2015, Solé Diesel. All rights reserved. Technical specifications, data and presentation are subjected to variations, changes and updates without prior notice, and without any obligation or liability whatsoever. Text and illustrations are not binding.

## Performance Curves



## Instrument panel



### Standard - TE2

- Tachometer
- Hour Meter
- Battery Warning Light
- Temperature Gauge
- Audible and visual alarm for low oil pressure and high engine temperature
- Key start / Stop
- Dimensions: 200 x 150 mm



### Deluxe - TE3

- Tachometer
- Hour Meter
- Battery Warning Light
- Temperature Gauge
- Audible and visual alarm for low oil pressure and high engine temperature
- Voltmeter
- Oil Pressure Gauge
- Dimensions: 150 x 250 mm

## Accessories

### Standard Equipment

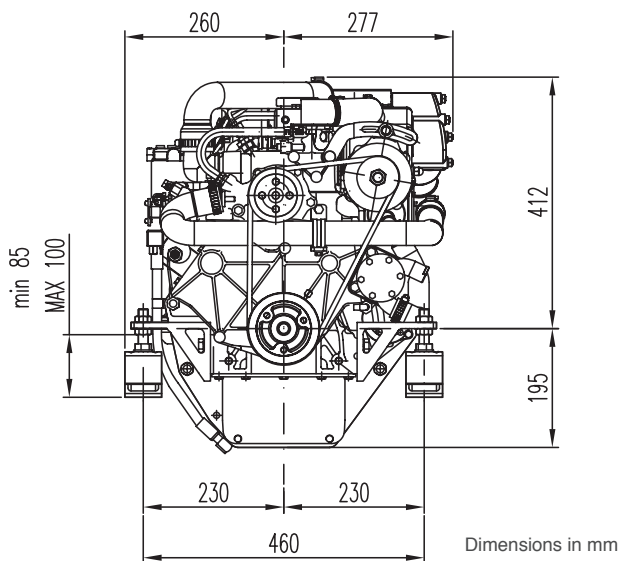
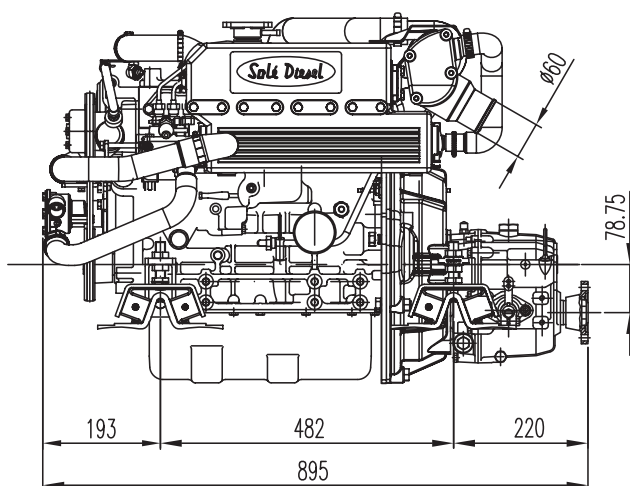
- Packaging
- Instrument Panel TE2
- 3m extension harness
- Anti Vibration Mounts
- Sump drain pump
- Owners manual

### Optional Equipment

- We have a wide range of available accessories and kits.
- Our technical department will calculate the propeller to optimize your engine.
- For additional information access our website.

## Dimensions

### MNI-55 with TMC 60



Dimensions in mm

Authorized Dealer



**SOLÉ, S.A.** C-243 b, km 2. 08760 Martorell. Barcelona  
Office Tel +34 93 775 14 00 - Fax +34 93 775 30 13

**solediesel.com - info@solediesel.com**

Detailed drawings, leaflets and manuals are available at [solediesel.com](http://solediesel.com). © 2015. Solé Diesel. All rights reserved. Texts and specifications are subject to change without notice and without any obligation or liability whatsoever.

