




SDZ-205

Inboard Engine Base DEUTZ

6 cylinders · 197 HP (145 kW) at 2.300 rpm



Technical Specifications

Base	DEUTZ
Type	Diesel. 4 - Stroke Cycle
Number of Cylinders	6 in line
Intake System	Turbocharger
Bore and Stroke	108 x 130 mm
Total Displacement	7.146 cc
Compression Ratio	17.6:1
Intermittent Power (ISO 3046/1)	197 HP (145 kW)
Continuous Power	179,9 HP (132,4 kW)
Rated RPM	2.300
Combustion System	Direct
Starter motor	24 V (4 kW)
Alternator	55 A
Engine. Max. Install. Angle	10 continuous.
Direction of Rotation (Crankshaft)	Anti Clockwise (View from Stern)
Cooling System	Heat Exchanger Cooled
Dry Weight	688 Kg
Water Hose (Inside Diameter)	42 mm
Fuel Feed Hose (Inside Diameter)	12 mm
Fuel Return Hose (Inside Diameter)	12 mm
Exhaust hose (inside Diameter)	125 mm
Certifications	EU RCD / EIAPP Tier II (IMO)

Gearbox

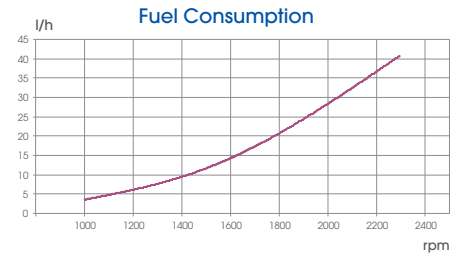
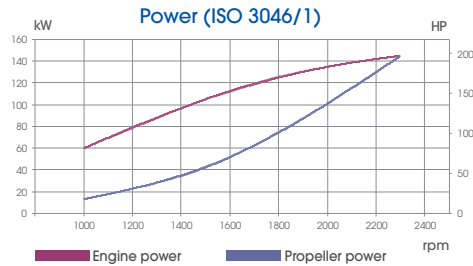
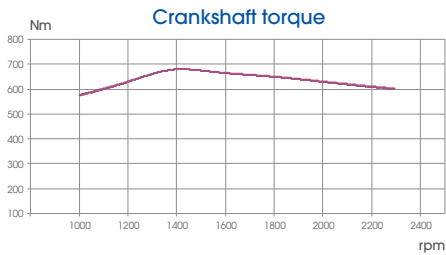
Model	TM170	TM170A	TM265	TM265A	TM360	TM1200A
Type	Hydraulic	Hydraulic	Hydraulic	Hydraulic	Hydraulic	Hydraulic
Down Angle	-	10°	-	7°	-	7°
Reduction Ratio (Pleasure)	2,04:1	2,08:1	2,09:1 - 2,82:1	2,00:1 - 2,30:1	3,00:1 - 3,50:1 - 4,00:1 - 5,00:1	1,44:1 - 2,00:1 - 2,30:1
Reduction Ratio (Cont. Duty)	2,04:1	-	2,09:1 - 2,82:1	-	3,00:1 - 3,50:1 - 4,00:1 - 5,00:1	1,44:1 - 2,00:1 - 2,30:1
Engine Weight with Gearbox	788 Kg	789 Kg	871 Kg	871 Kg	1.121 Kg	821 Kg



www.solediesel.com

Detailed drawings, brochures and manuals are available on the web. © 2015, Solé Diesel. All rights reserved. Technical specifications, data and presentation are subjected to variations, changes and updates without prior notice, and without any obligation or liability whatsoever. Text and illustrations are not binding.

Performance Curves



Instrument panel



Deluxe - TE3

- Tachometer
- Hour Meter
- Battery Warning Light
- Temperature Gauge
- Audible and visual alarm for low oil pressure and high engine temperature
- Voltmeter
- Oil Pressure Gauge
- Dimensions: 150 x 250 mm



Double panel - TE4

- Tachometer
- Hour Meter
- Battery Warning Light
- Audible and visual alarm for low oil pressure and high engine temperature
- Key start / Stop
- Dimensions: 180 x 150 mm

Accessories

Standard Equipment

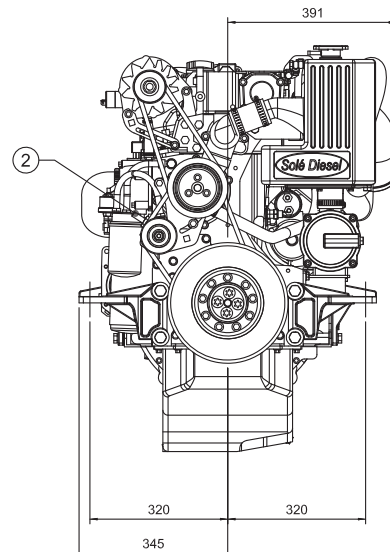
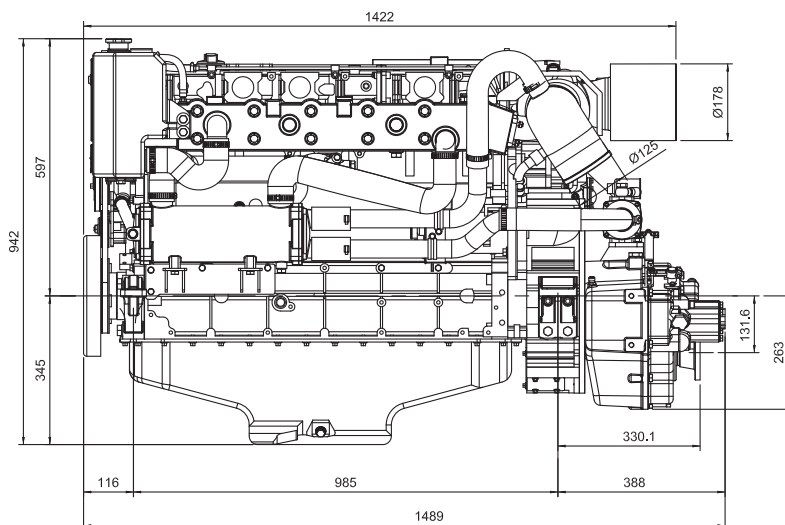
- Packaging
- Instrument Panel TE3
- 4m extension harnessge
- Diesel prefilter
- Diesel manual pump
- Sump drain pump
- Owners manual

Optional Equipment

- We have a wide range of available accessories and kits.
- Our technical department will calculate the propeller to optimize your engine.
- For additional information access our website.

Dimensions

SDZ-205 with TM170



Dimensions in mm

Authorized Dealer



SOLÉ, S.A. C-243 b, km 2. 08760 Martorell. Barcelona
Office Tel +34 93 775 14 00 - Fax +34 93 775 30 13

solediesel.com - info@solediesel.com

Detailed drawings, leaflets and manuals are available at solediesel.com. © 2015. Solé Diesel. All rights reserved. Texts and specifications are subject to change without notice and without any obligation or liability whatsoever.

